



## Briefing on Handling of Phishing Websites in February 2013

## Contents

1	Overview .....	3
2	Analysis of Handling Types.....	3
2.1	Sources of reports about phishing websites .....	3
2.2	Distribution of the counterfeit objects of phishing websites this month.....	4
2.3	Distribution of industries relating to the phishing websites.....	5
2.4	Domain names distribution of phishing websites this month.....	5
2.5	Distribution of phishing website domain names in all TLDs.....	6
2.6	Distribution of registrars for phishing website domain names .....	7

# 1 Overview

- 1,487 phishing websites were handled by APAC in February 2013.
- 106,212 phishing websites have been verified and managed by APAC by February 2013.
- Monthly handling of phishing websites is as follows:

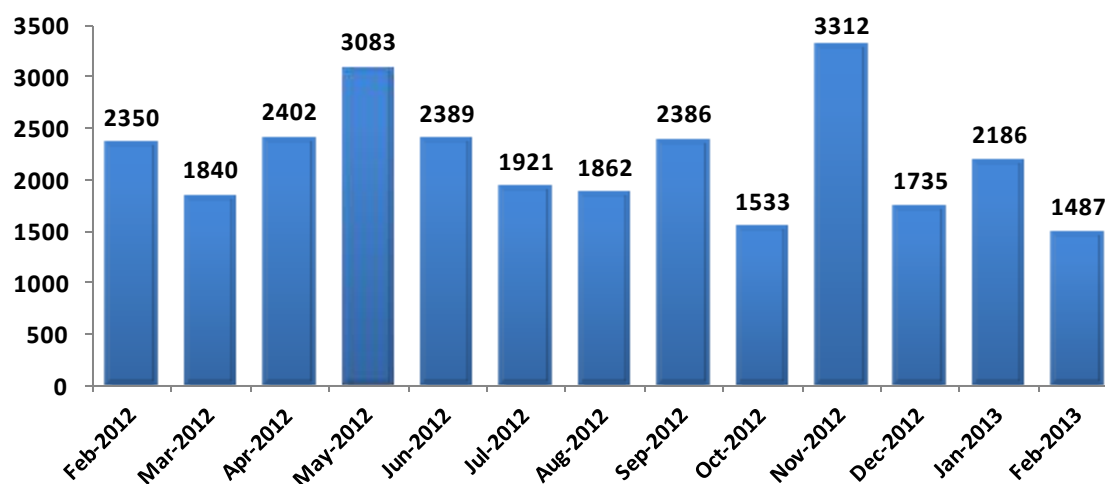


Fig. 1 Monthly handling of phishing websites

## 2 Analysis of Handling Types

### 2.1 Sources of reports about phishing websites

The number of phishing websites reported by members of APAC accounted for 85.07% of all the reported phishing websites in this month.

In this month, 136 phishing websites were delivered by China Internet Illegal Information Reporting Center (12321), accounting for 9.15% of all the handled phishing websites. The percentage showed an increasing momentum in the recent month.

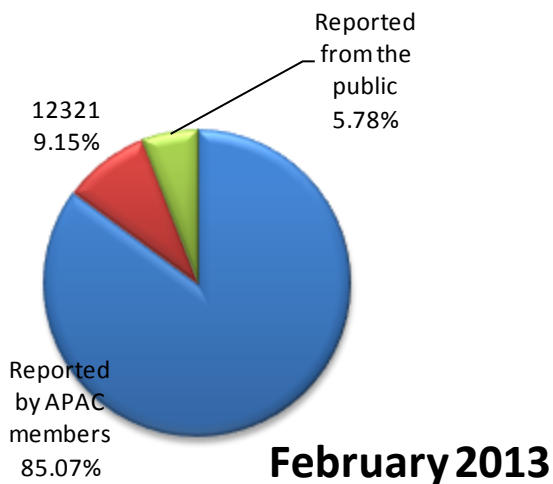


Fig. 2 Sources of reports about phishing websites

## 2.2 Distribution of the counterfeit objects of phishing websites this month

Among all reports about phishing websites received by APAC this month, 82.64% of all the reported phishing websites counterfeited the websites of Taobao.com, China Construction Bank, Bank of China and ICBC. Percentage of counterfeit websites of Taobao.com decreased, ranked the first in all counterfeit phishing websites.

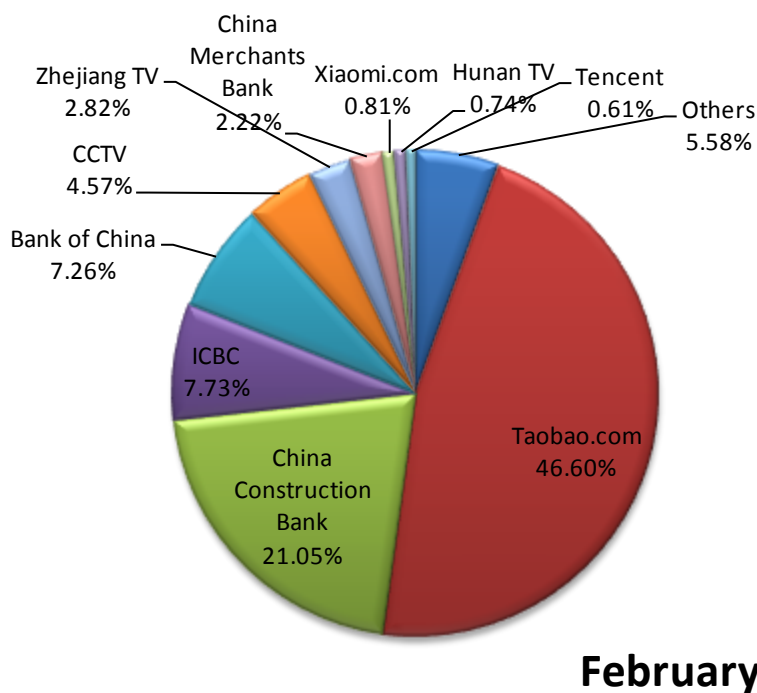
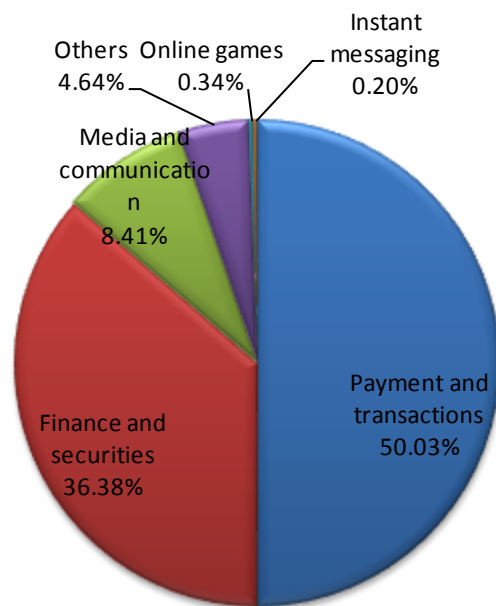


Fig. 3 Counterfeit objects of phishing websites

### 2.3 Distribution of industries relating to the phishing websites

The top three industries involving phishing websites in this month include payment and transactions, finance and securities, and media and communication. They made up of 94.82% of all the handled sites, in which the proportion of phishing websites involving the finance and securities industry showed an increase compared to that of last month. In the mean time, the number of phishing websites involving the payment and transactions gave a small drop, accounting for 50.03% of all the handled sites this month.



**February 2013**

Fig. 4 Distribution of industries involving the phishing websites

### 2.4 Domain names distribution of phishing websites this month

#### a. Phishing websites with .CN domain name and non-.CN domain names

13 phishing websites with .CN domain name were reported this month, accounting for 0.87% of all the handled phishing websites of the month. Strict enforcement and unremitting improvement of the real-name registration system of .CN domain name contribute to the low percentage of phishing websites involving .CN domain name.

Phishing websites with non-.CN domain names handled this month reached 1,487 The details are as follows:

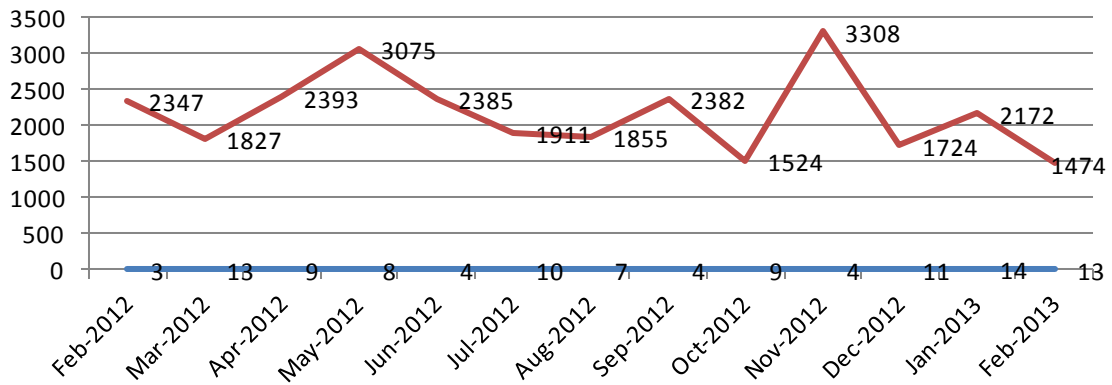


Fig. 5 Tendency chart of phishing websites with .CN(-) and non-.CN(-) domain names

## 2.5 Distribution of phishing website domain names in all TLDs

Phishing websites with domain names of .COM, .TF, .TK, and .INFO accounted for 84.13% of all the handled phishing websites, in which the phishing websites with .COM ranked the first among all domain names. Phishing websites under such unpopular domain names as .PN and .ASIA increased this month, with the percentage being 1.21% and 0.67% respectively of all the handled phishing websites of the month.

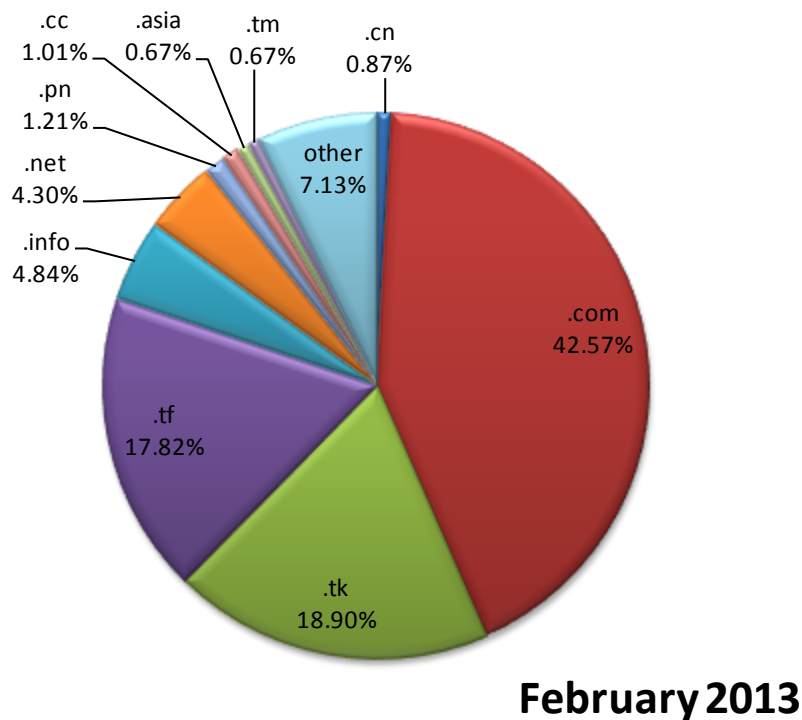


Fig. 6 Distribution of TLDs relating to the phishing websites

## 2.6 Distribution of registrars for phishing website domain names

### a. Analysis of domestic domain name registrars

As for the registrars of phishing website domain names, the top four domestic domain name registrars are Shanghai Yovole, Jiangsu Bangning Science & Technology Co., Ltd, Xinwanghulian Science & Technology CO.,Ltd, Xinnet, and. Percentage of phishing website domain names related to Shanghai Yovole grew this month. For the phishing websites with their domain names registered in China, their domain name resolutions have been suspended or their phishing pages have been deleted.

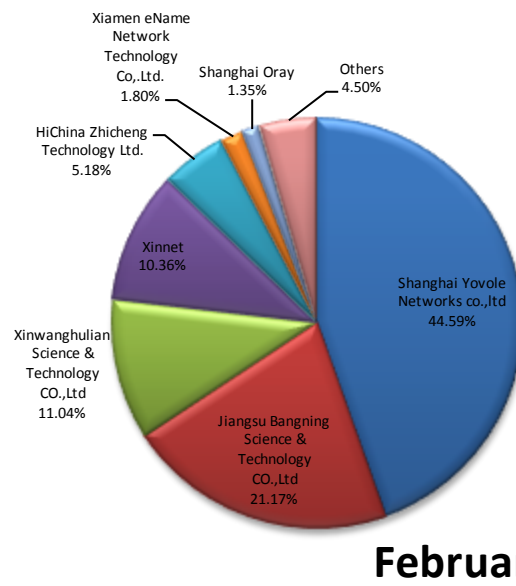


Fig. 7 Distribution of domestic registrars for phishing website domain names

### b. Analysis of overseas domain name registrars

Top three overseas domain name registrars are GODDADDY, AFNIC, and DOT TK. For phishing websites with the domain names registered overseas, APAC had delivered the addresses to a third party partner to block the visit. Meanwhile, APAC delivered all phishing websites with .TK domain name to DOT TK, which would assist in suspending the resolution.

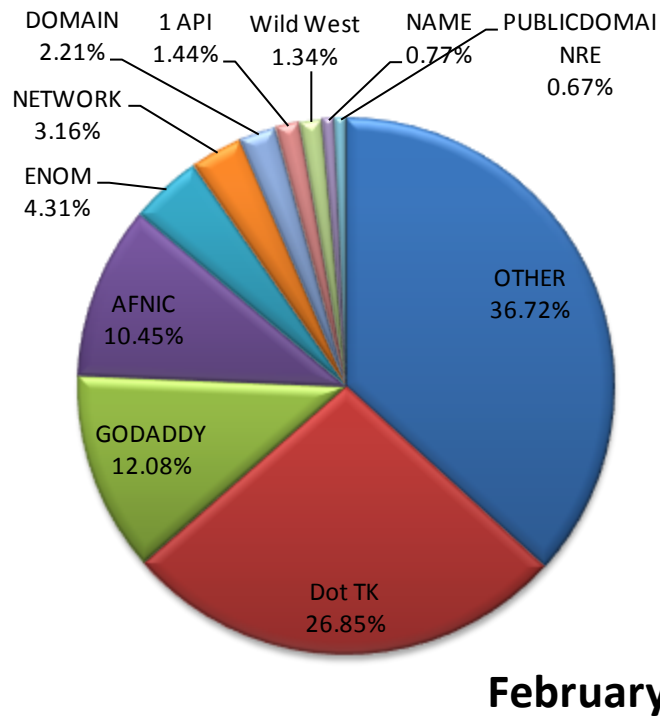


Fig. 8 Distribution of major overseas registrars for phishing website domain names